



U-EXPLORE

YOUR FUTURE

Register today

U-Explore provide innovative and impartial careers information, advice and guidance for all students that is relevant, engaging and purposeful.

Testwood College students in all year groups 7-11 can register today and take advantage of the many resources available.



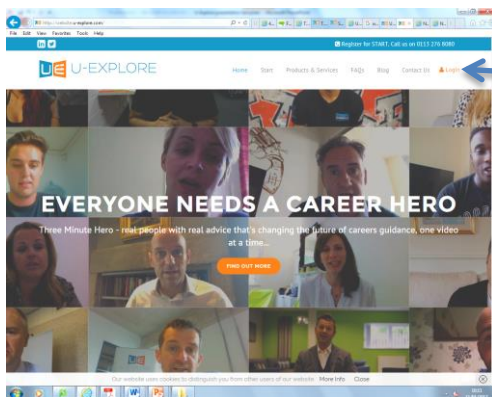
Use the following simple instructions to register your account, you will use this account throughout your time at Testwood, so make sure you make a note of your password

How to Register: Student Guide

Welcome to U-explore

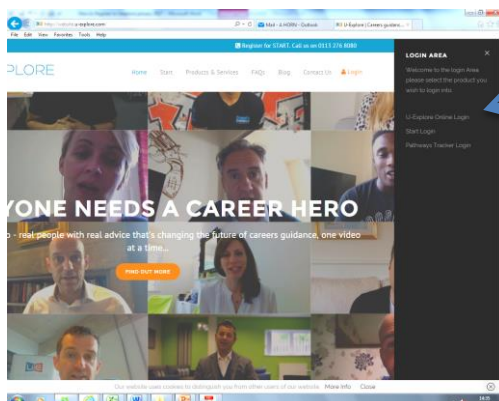
These instructions will allow you to register and use your careers resource online anytime.

1. Go to www.u-explore.com this window will be displayed



Click on Log in

2. A black panel will open up to the left hand side



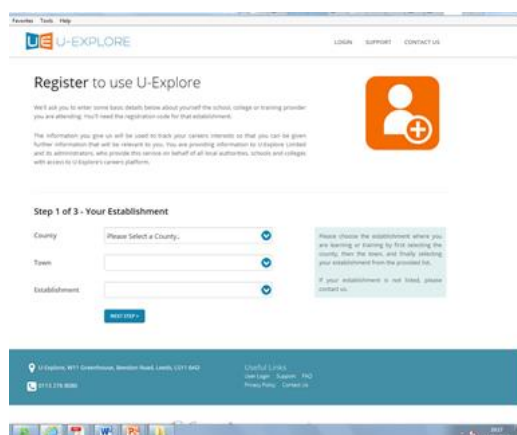
Click on U-explore Online Login – it is really important that you log on to U-explore first before the START option

3. The registration window will open, click on Register with us



Click on register with us

4. Complete the online registration form



3 simple steps

Registration code
Testwood

Tip: If you forget your user name or password we will use this email address to send you a reminder

Good idea to use your school email address, as you will be using u-explore in whole school activities later

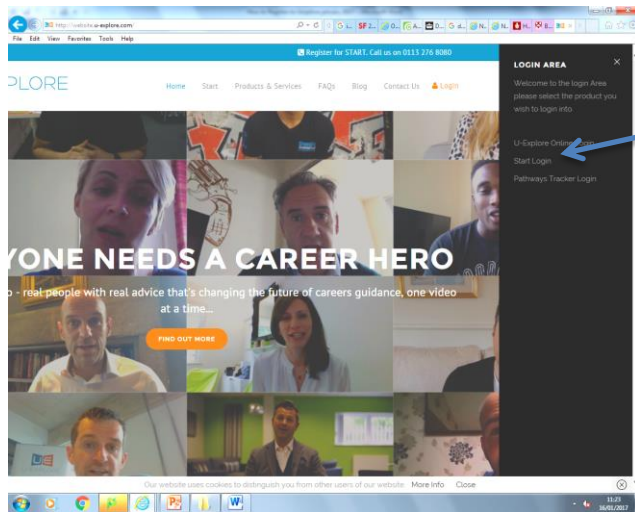
Once you have registered you will simply log on by visiting <http://website.u-explore.com> and entering you username and password

You will now have access to a huge range of job profiles with current information on the different pathways you can access to reach your career destination. Also available are case studies and videos of professionals currently in work place offering tips and advice on how to access your chosen career. There is even a live apprenticeship map, showing you the current apprenticeships available in your area and individual links taking you directly to company / business of your choice.

Enjoy your research and remember your are actively investing in your own career.

When you have registered with U-Explore in school you will also have further access to the resources available on START

1. From the main u-explore window



Click on Start Login, (2nd on list)

2. In the log in section simply use your username and password already created for U-explore

